

## 2024 FOURTH QUARTER PRISON ADMISSIONS AND DISCHARGES, STATISTICS REPORT



2024



## 2024 FOURTH QUARTER PRISON ADMISSIONS AND DISCHARGES STATISTICS REPORT

T.E. MWADIWA

28<sup>th</sup> MARCH 2025

# Outline of Presentation

- a) Prison Population Size
- b) New Admissions
- c) Discharges
- d) Profile of New Prisoners
- e) Committed Crimes


# Introduction

- Zimbabwe National Statistics Agency (ZIMSTAT) collects administrative data on prisoners from Zimbabwe Prisons and Correctional Services (ZPCS) for use in the production of Quarterly Prison Admissions and Discharges Statistics reports.
- The 2024 4<sup>th</sup> Quarter Prison Admissions and Discharges Statistics report sheds light on the prison population, the number and profile of prisoners who get admitted into, and those who get discharged from the country's prison facilities.

# Results

## Prison Population

- At the end of the fourth quarter of 2024 there were 22,878 prisoners in prison facilities throughout the country.



22,130  
(96.7%)



748  
(3.3%)



# Imprisonment Rates

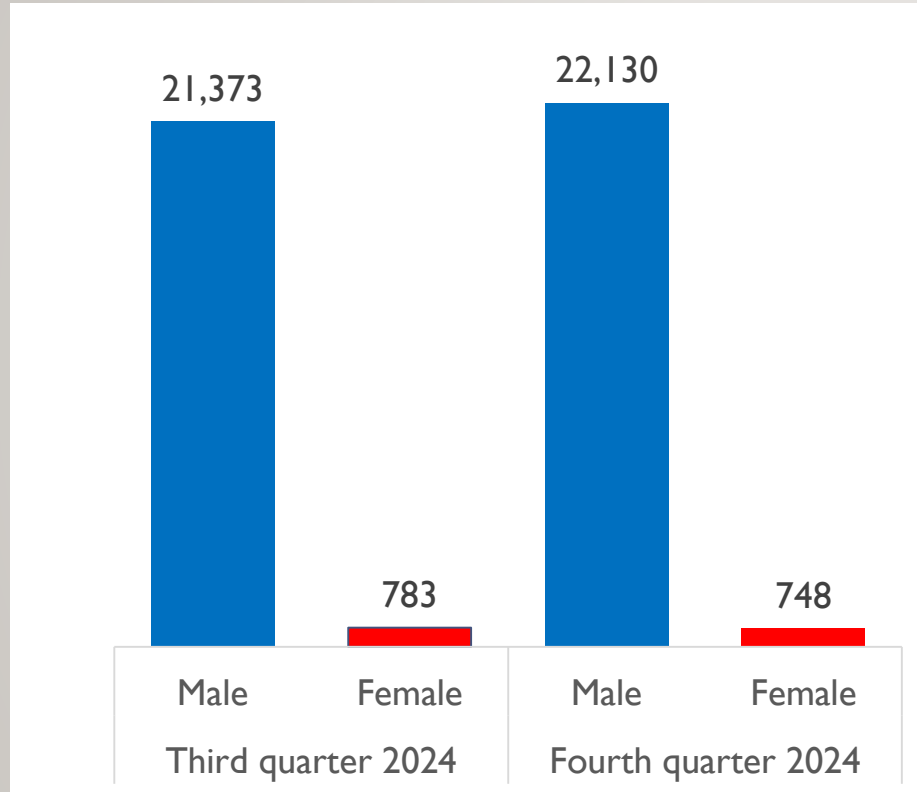


The National Imprisonment rate was 146 per 100,000 people

The Imprisonment rate among males was 294 per 100,000 people

The Imprisonment rate among females was 9 per 100,000 people

## Comparison of Prison Population Between 3<sup>rd</sup> Quarter 2024 and 4<sup>th</sup> Quarter 2024



- ❖ The prison population increased from 22,156 in Q3 of 2024 to 22,878 in Q4 of 2024.
- ❖ During the same period, the population of male prisoners increased from 20,373 to 22,130.
- ❖ Female prisoners decreased from 783 in Q3 of 2024 to 748 in Q4 of 2024.

## Prison Population (Sentenced and Unsented Prisoners)

Among the 22,878 prisoners held in Zimbabwe's prisons, 17,610 (77.0%) were sentenced and 5,268 (23.0%) were unsentenced.

a) Of 22,130 male prisoners, 17,127 (77.4%) were sentenced and 5,003 (22.6%) were unsentenced

a) Among the 748 female prisoners, 483 (64.6%) were sentenced and 265 (35.4%) were unsentenced



▪ Sentenced	16,687 (78.1%)
▪ Unsented	4,686 (21.9%)



▪ Sentenced	464 (59.3%)
▪ Unsented	319 (40.7%)

# Sentence Status of Prisoner Population: 3<sup>rd</sup> Quarter 2024 and 4<sup>th</sup> Quarter 2024

- a) Sentenced prisoners increased from 17,151 in Q3 of 2024 to 17,610
- b) in Q4 of 2024.
- c) During the same period unsentenced prisoners increased slightly from 5,005 to 5,268

3 <sup>rd</sup> quarter 2024		
	Sentenced	Unsentenced
Male	16,687	4,686
Female	464	319
Total	17,151	5,005

4 <sup>th</sup> quarter 2024		
	Sentenced	Unsentenced
Male	17,127	5,003
Female	483	265
Total	17,610	5,268



# Prison Admissions: 4<sup>th</sup> Quarter 2024



A total of 14,670 new prisoners were admitted during the 4<sup>th</sup> Quarter of 2024

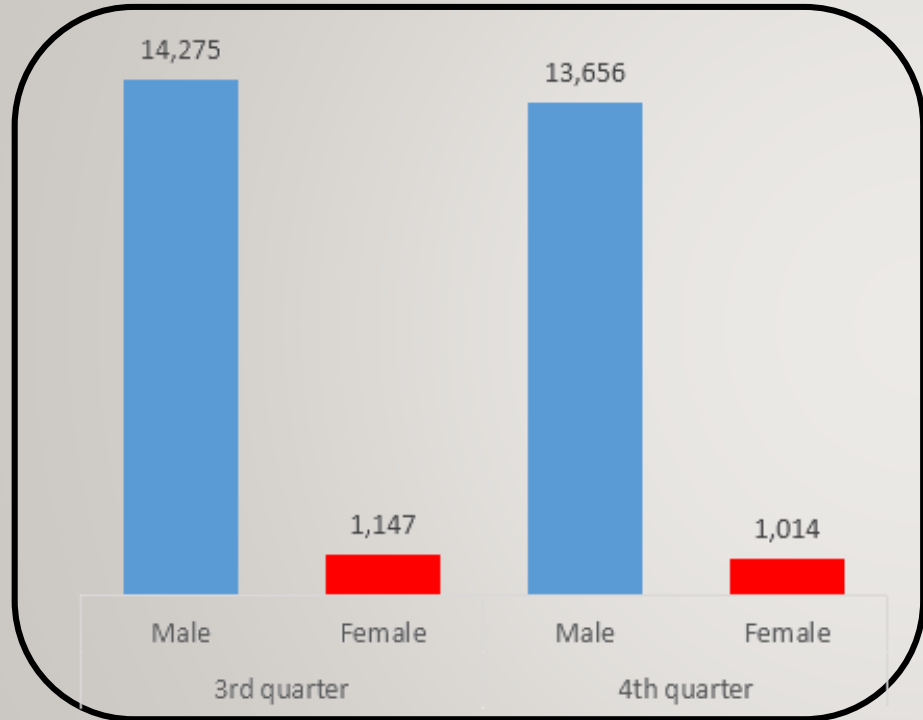


Male prisoners were 13,656 (93.1%)



Female prisoners were 1,014 (6.9%)

## New Prison Admissions: 3<sup>rd</sup> Quarter 2024 and 4<sup>th</sup> Quarter 2024



- a) New prison admissions decreased from 15,422 in Q3 of 2024 to 14,670 in Q4 of 2024.
- b) The new male prisoner population decreased from 14,275 to 13,656 and the population of new female prisoners decreased slightly from 1,147 to 1,014.

## Prison Admissions (Continued)

Among the 14,670 new prisoners admitted, 12,681 (86.4%) were admitted as unsentenced prisoners and 1,989 (13.6%) had a sentence.



11,762 (84.1%) were unsentenced  
1,894 (13.9%) were sentenced.



919 (90.6%) were unsentenced  
95 (9.4%) were sentenced.

# Prison Discharges

A total of 13,876 prisoners were discharged from prison during the 4<sup>th</sup> Quarter of 2024




12,654 (91.2%) were male



1,222 (8.8%) were female

# Prison Discharges (Continued)

Of the 13,876 prisoners who were discharged from prison, 7,839 (56.4%) were sentenced and 6,037 (43.6%) were unsentenced



Sentenced 7,197 (56.9%)

Unsentenced 5,457 (43.1%)



Sentenced 642 (52.5%)

Unsentenced 580 (47.5%)

# Reason(s) for Discharge from Prison



## Sentenced prisoners

Reason for discharge	Male %	Female %	Total %
Sentence expired	38.1	14.5	36.2
Community service	25.5	36.3	26.4
Time to pay	13.1	17.3	13.4
Fine paid	7.8	13.6	8.3
Other	6.6	8.3	6.7
Community service with time to pay	6.1	5.3	6
Suspended sentence	2.8	4.8	2.9



## ? Unsentenced prisoners

Reason for discharge	Male %	Female %	Total %
Bail paid or free bail	50.4	50	50.4
Case Withdrawn	11.2	9.8	11.1
Remanded out of custody	11	7.9	10.7
Found not guilty by courts	10.2	8.6	10.1
Further remand refused	8.1	4	7.7
Released to immigration	4.7	8.1	5
Other	4.3	11.6	5

# Profiling of New Prisoners

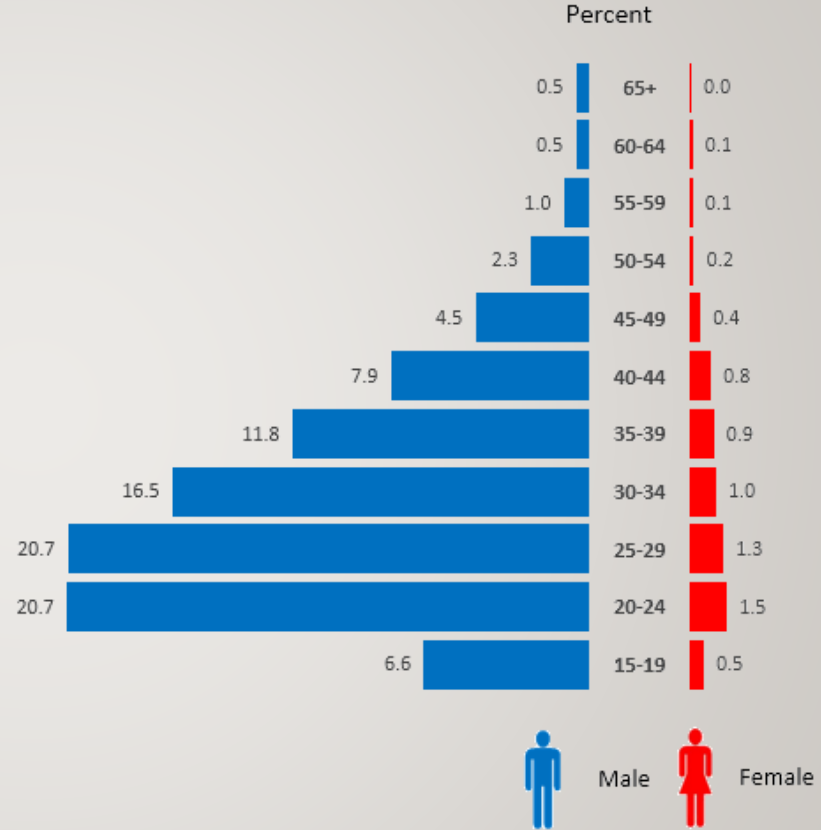


by

- ✓ Age group.
- ✓ Province of usual residence
- ✓ Nationality

# New Prisoners By Age Group And Sex

The highest proportion of both new male and female prisoners were in the 20-24 and 25-29 age groups. It can be observed that after the age group 25 to 29, the number of new prisoners decreases with increasing age





# New prisoners by Province of Usual Residence and sex

- a) Most new prisoners usually lived in Harare (24.5%), followed by Midlands (13.5%) and Mashonaland West (10.1%).
- b) Most new male prisoners usually lived in Harare (24.3%), followed by Midlands (13.7%) and Mashonaland West (10.3%).
- c) The majority of new female prisoners were from Harare (27.2%), followed by Mashonaland Central (14.8%) and Midlands (10.6%).

Province	Male	Female	Total
Harare	24.3	27.2	24.5
Midlands	13.7	10.6	13.5
Mash West	10.3	6.9	10.1
Mash Central	8.9	14.8	9.3
Manicaland	9.2	8.7	9.1
Masvingo	8.9	7.6	8.9
Mash East	7.5	9.3	7.6
Bulawayo	5.3	6.4	5.4
Mat South	5.4	3.3	5.2
Mat North	5.3	4.1	5.2
Outside Zimbabwe	1.3	1.2	1.3
Total	100.0	100.0	100.0

# New prisoners population by Nationality and sex

Zimbabwe 98.6%

Other SADC  
Countries 1.0%

Other African  
Countries 0.2%

Outside  
Africa 0.3%

Nationality	Male		Female		Total	
	Number	Percent	Number	Percent	Number	Percent
Zimbabwe	13,462	98.6	997	98.3	14,459	98.6
Other SADC Countries	130	1.0	11	1.1	141	1.0
Other African Countries	23	0.2	3	0.3	26	0.2
Outside Africa	41	0.3	3	0.3	44	0.3
<b>Total</b>	<b>13,656</b>	<b>100.0</b>	<b>1,014</b>	<b>100.0</b>	<b>14,670</b>	<b>100.0</b>

# Reported Last Employment Status of New Prisoners By Sex

- The majority of new prisoners reported that they were employed before admission (53.2%)
- Male prisoners who were unemployed constituted 46.1% of the new male prisoner population.
- The share of female prisoners who reported that they were unemployed before their admission to prison was 56.1 %

Employment status	Male		Female		Total	
	No	%	No	%	No	%
Employed	7,355	53.9	445	43.9	7,800	53.2
Unemployed	6,301	46.1	569	56.1	6,870	46.8
Total	13,656	100.0	1,014	100.0	14,670	100.0

# Crime Count For New Prisoners

The 14,670 prisoners that were admitted during the fourth quarter of 2024 had committed 16,740 offences. Of these offences, 15,614 were committed by males and 1,126 by females.



# Top Five Crimes Committed By New Prisoners

Most of the new prisoners were admitted into prison for committing theft (23.2%) , assault (19.4%), burglary (8.6%), other criminal acts not elsewhere classified (6.3%) and robbery without firearm (5.4%). The crimes that led to the imprisonment of female prisoners were mostly theft (26.9%), assault (23.2%), other criminal acts not elsewhere classified (7.7%) and fraud (5.9%).

Male	Percent	Female	Percent	Total	Percent
Theft	23.0	Theft	26.9	Theft	23.2
Assaults	19.2	Assaults	23.2	Assaults	19.4
Burglary	9.0	Other criminal acts not elsewhere classified	7.7	Burglary	8.6
Other criminal acts not elsewhere classified	6.2	Fraud	5.9	Other criminal acts not elsewhere classified	6.3
Robbery (without firearm)	5.5	Domestic Violence	3.6	Robbery (without firearm)	5.4

## Crime Type And Counts By Nationality Of Prisoners

New prisoners of Zimbabwean nationality were mostly imprisoned for theft (23.5%), assault (19.7%), burglary (8.8%) , other criminal acts not elsewhere classified (6.3%) and robbery without firearm (5.4%).

New Non-Zimbabwean prisoners committed mostly immigration-related offences (60.1%) and trade or possession of protected or prohibited species of fauna and flora (16.0%).

# I THANK YOU



[www.zimstat.co.zw](http://www.zimstat.co.zw)



twitter

@zimstat



Zimstat